

5000i

Side Entry  
0LX5551D(220v)

Rear Entry  
044251D (220v)



## FEATURES

- Clear & informative graphic display
- Highest grade HEPA and carbon technology
- Automatic electronic flow control - maintains a constant extraction rate even as the filter blocks
- Gas and particle sensors to warn the operator
- Adjustable airflow

## SPECIFICATIONS

Voltage		220v	400v
Side Entry	Volume Part Number	0LX5551D	0LX5550D
	Vacuum Part Number	044251D	044250D
Rear Entry	Volume Part Number	0LX5565D	0LX5549D
	Vacuum Part Number	044265D	044261D
Wattage		7.5kW	7.5kW
Frequency		50Hz / 60Hz	50Hz / 60Hz
Cabinet Height		1804mm	1804mm
Cabinet Width		1250mm	1250mm
Cabinet Depth		892mm	892mm
Cabinet Weight		400kg	400kg
Sound Level		65dBa	65dBa
Airflow		5000m3/h	5000m3/h

Find out more:



**www.purexusa.com**



**sales@purexusa.com**



**+1 (336)288-1613**

## INCLUDED AS STANDARD...

### FILTERS



**Main Filter**  
**Code**  
MPEF-110633

**Description**  
HEPA



**Main Filter**  
**Code**  
MPEF-110627

**Description**  
Chemical



**Pre-filter**  
**Code**  
MPEF-111006

**Side Inlet Only**  
**Description**  
F8/F9 Labyrinth



**Pre-filter**  
**Code**  
MPEF-111144

**Rear Inlet Only**  
**Description**  
EU5 Pleated Bag



**Pre-filter**  
**Code**  
MPEF-200310  
Single200029

**Description**  
G4 Pad

*Connection kits are available see overleaf for options*

*Machine Supplied With • 2 x Main Filters • 1 or 2 x Pre-filters • 1 x 4.5m Fixed Power Cable (no plug) • 1 x Manual*

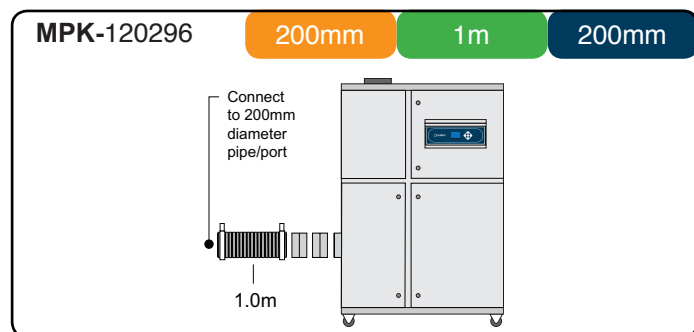
## OPTIONS

### Main Filter

**Code:**  
MPEF-110624

**Description:**  
Chemical

### Connection Kits



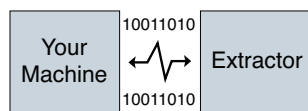
Hose End  
Diameter

Hose  
Length

Purex Inlet  
Diameter

*If you do not see a connection kit that fits your machine or pipework, please contact Purex or your representative*

### Interfacing



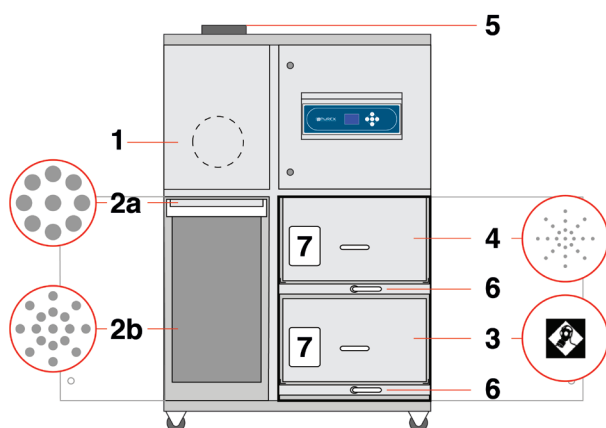
Interfacing can remotely start the Purex machine when the connected machine starts.

Interfacing can also warn the connected machine when the Purex machine is in alarm.

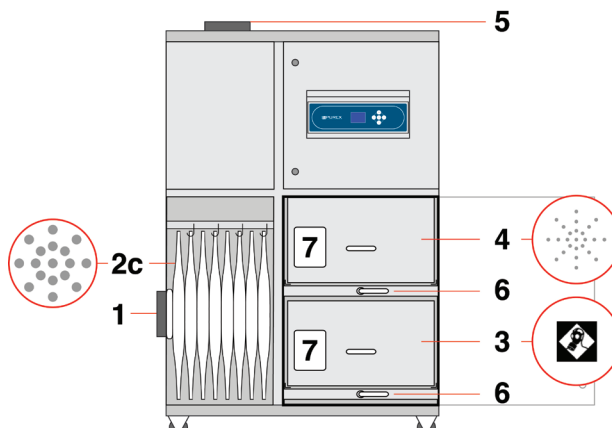
*Take a look through our Interfacing Guide to see our extensive range of options*

## TECHNICAL

Rear Inlet



Side Inlet



#### LEGEND:

- 1. Air inlet - 200mm safe seal
- 2a. Pre-filter pad
- 2b. Pre-filter pleated bag
- 2c. Pre-filter Labyrinth bag

- 3. Main filter (carbon location)
- 4. Main filter (HEPA location)
- 5. Clean air returned to the workplace
- 6. Filter locking handles
- 7. Filter identification labels



www.purexusa.com  
sales@purexusa.com  
Jorlink Inc.

T: (336)288-1613  
3714 Alliance Dr., Suite 100,  
Greensboro, NC 27407 USA